

## Evaluation of Residual Efficacy of Fludora® Fusion Against an Insecticide Resistant Strain of *Anopheles Stephensi* in a Malarious Area in Bandar Abbas, Iran

Vatandoost H<sup>1\*</sup>, Nikpoor F<sup>1</sup>, Sanei Dehkordi AR<sup>2</sup>, Soleimani-Ahmadi M<sup>2</sup>, Madani A<sup>2</sup>, Mojahedi AR<sup>3</sup>, Yarian M<sup>3</sup> and Raeisi A<sup>1</sup>

<sup>1</sup>H<sup>1</sup>Department of Environmental Chemical Pollutants and Pesticides, Institute for Environmental Research, Tehran University of Medical Sciences, Tehran, Iran

<sup>2</sup>Research Institute for Health, Hormozgan University of Medical Sciences, Bandar Abbas, Iran

<sup>3</sup>Department of Diseases Control, Hormozgan University of Medical Sciences, Bandar Abbas, Iran

\*Corresponding author: Vatandoost H, Department of Environmental Chemical Pollutants and Pesticides, Institute for Environmental Research, Tehran University of Medical Sciences, Tehran, Iran, Tel: 0098 2188954441, E-mail: hvatandoost1@yahoo.com; vatando@tums.ac.ir

Received Date: February 12, 2022 Accepted Date: March 12, 2022 Published Date: March 14, 2022

Citation: Vatandoost H (2022) Evaluation of Residual Efficacy of Fludora® Fusion Against an Insecticide Resistant Strain of *Anopheles Stephensi* in a Malarious Area in Bandar Abbas, Iran. J Chem Eng Catal 1: 1-9.

### Abstract

Malaria is a health problems in the world. WHO recommended several insecticides for Indoor residual spraying. Due to continuous use of insecticides, the malaria vectors have developed resistance to insecticides in different class groups. The aim of study was to evaluate the residual efficacy of Fludora® Fusion, which is a combination formulation of a pyrethroid, deltamethrin, and a neonicotinoid, clothianidin, against a carbamate and pyrethroid-resistant strain of malaria vector *An. stephensi* in Iran is highly relevant. The residual effect of 'Fludora® Fusion WP-SB 562.5 g active ingredient/kg in 100 g water soluble bags was evaluated on various local surfaces of rooms such as mud and plaster as well as thatch roofs and wooden. World Health Organization (WHO) standard cones using contact bioassays were carried out using laboratory reared, carbamate and pyrethroid resistant strain of *Anopheles stephensi*. Contact bioassays were carried out on sprayed surfaces. The number of weeks/months during which there is mortality above the WHO efficacy cut-off point of ≥80% mortality was reported. Contact bioassay tests were carried out on days 1, 5, 15, 30, 60, 90, 120, 150, 180, 210, 240, 290 days after application. The mortality of *An. stephensi* exposed on cement and wood surfaces was >80% until 8 months and until 9 months for plastered and mud walls. The results from cement and wood were less than 80%. Indoor residual spraying with Fludora® Fusion induced high and prolonged mortality of carbamate and pyrethroid-resistant malaria vectors for 9 months mostly due to the clothianidin component.

**Keywords:** Fludora® Fusion; *An Stephensi*; Residual Action; Malaria; Clothianidin; Deltamethrin

## Introduction

According to the current WHO report (WHO, 2018) [1], malaria continues to have a devastating impact on people's health and livelihoods around the world. According to the latest available data, about 3.2 billion people were at risk of the disease in 97 countries, territories and areas in 2013, and an estimated 198 million cases occurred (range: 124 million–283 million). In the same year, the disease killed about 584 000 people, mostly children aged under 5 years in sub-Saharan Africa. In most countries where malaria is endemic, the disease disproportionately affects poor and disadvantaged people, who have limited access to health facilities and can barely afford the recommended treatment. Timely and affordable access to effective vector control interventions by populations that need them, including those to mitigate insecticide resistance and residual transmission, is a key component of malaria control and elimination efforts. Numerous interventions are under development aimed at addressing these areas. These include new insecticides, formulations or methods of application, new attractants and repellents, new bioactive agents (e.g., fungi or endo-symbionts), new mosquito life-cycle targets (e.g. sugar feeding, mating or oviposition phases), genetically modified mosquitoes, and endectocides.. In most countries where malaria is endemic, the disease disproportionately affects poor and disadvantaged people, who have limited access to health facilities and can barely afford the recommended treatment. (WHO, 2020) [2]. WHO recommended insecticides for indoor residual spraying against malaria vectors are: DDT, Malathion, Fenitrothion, Pirimiphos-methyl, Bendiocarb, Propoxur, Alpha-cypermethrin, Bifenthrin, Cyfluthrin, Deltamethrin, Etofenprox, Lambda-cyhalothrin, Clothianidin [2]. Most of which were short-lived on home wall substrates (2–5 months) thus requiring multiple resource-demanding IRS campaign rounds when used in areas with stable malaria transmission. Malaria vectors have also developed resistance to these conventional insecticides which is now widespread and increasing in intensity across Africa and this, together with their short residual effect is driving the development of a new generation of long-lasting IRS insecticides to which local vectors are largely susceptible. The neonicotinoid, clothianidin is a new repurposed insecticide which was recently added to the WHO's list of pre-qualified insecticides for use in indoor residual spraying [3]. Clothianidin presents a new mode of action which differs from that of conventional public health insecticides acting as an agonist on nicotinic acetylcholine receptors (nAChR) [4]. Owing to its novel mode of action, it shows potential to provide improved control of vector populations that have developed resistance to

older public health insecticides. The addition of clothianidin to the portfolio of IRS insecticides also provides an opportunity to mitigate the development and spread of insecticide resistance in malaria vectors through the rotational use of IRS insecticides and the development of mixture IRS co-formulations [2]. Insecticide mixtures for IRS need to be explored with new public health insecticides when they become available because mixtures have the dual potential to improve malaria vector control through the combined effect of both active ingredients and contribute to insecticide resistance management, especially in areas where resistance to both active ingredients is not yet established [5]. In a previous experimental hut study in Benin, a tank mix of clothianidin and deltamethrin induced high and prolonged mortality (8–9 months) in wild pyrethroid resistant *An. gambiae* (s.l.) owing to the clothianidin component and early exiting of mosquitoes from experimental huts due to the pyrethroid component [6]. Currently, 8 registered neonicotinoid insecticides are available commercially worldwide [7].

*Anopheles stephensi* is found across the Indian subcontinent, extending from the Arabian Peninsula, through Iran and Iraq, across to Bangladesh, southern China, Myanmar and Thailand. In southern part of the Iran, five anopheline mosquitoes, *Anopheles stephensi*, *An. dthali*, *An. fluviatilis*, *An. superpictus* and *An. culicifacies* (Diptera: Culicidae) are known to be malaria vectors. The distribution of *An.stephensi* is presented in Figure 1.

The aim of study was to evaluate the residual efficacy of Fludora® Fusion, which is a combination formulation of a pyrethroid, deltamethrin, and a neonicotinoid, clothianidin, against a carbamate and pyrethroid-resistant strain of malaria vector *An. stephensi* in Iran is highly relevant.

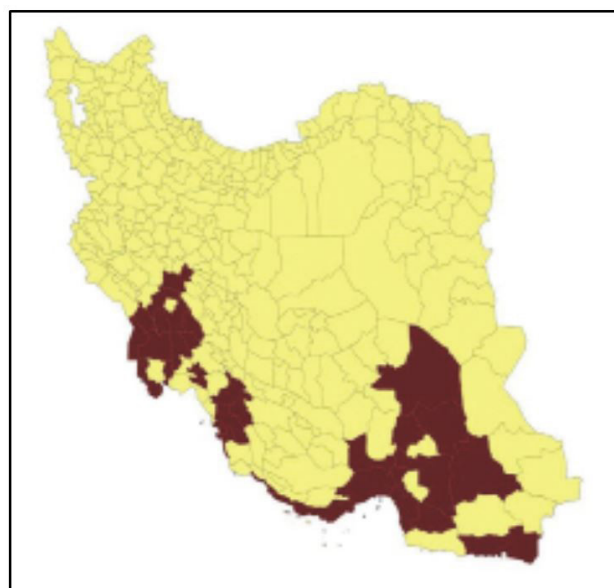


Figure 1: Distribution of *An.stephensi* in Iran

## Material and Methods

**Study area;** Malarious area of Bandar Abbas southern Iran was selected for experiments (Figure 2). This is a port city and capital of Hormozgān Province on the southern coast of Iran, on the Persian Gulf. The city occupies a strategic position on the narrow Strait of Hormuz (just across from Musandam Governorate, Oman), and it is the location of the main base of the Iranian Navy. Bandar Abbas is also the capital and largest city of Bandar Abbas County. At the 2016 census, its population was 526,648.



**Figure 2:** Map of study area, Bandar Abbas. Hormozgan Province, Southern Iran

### Preparation of Fludora® Fusion

Fludora® Fusion was supplied by Bayer, Germany". It contains 500 g active ingredient of clothianidin and 62.5 g active ingredient of deltamethrin/kg formulation in 100g water soluble bags.

### Study design

#### Preparation of the different hut trial rooms with different surfaces

Initially, different hut rooms including cement, plaster, clay and wood surfaces selected in the appropriate village. These rooms are treated with insecticide while four untreated control containers have been maintained.

### Residual spraying

Insecticide was sprayed using a compression sprayer recommended by WHO for the IRS which is equipped with a pressure gauge and HSS-8002 nozzles tips with regulator set at 24–55 PSI. Pesticide is dissolved in 10 liters of water in compression sprayer tanks. The sprayer discharge rate was set to 755 to 780 ml/min. The spray duration was adjusted to spray 19 m<sup>2</sup> in one minute. The operation is done by an expert under supervision

### Mosquito species tested

*Anopheles stephensi* larvae have been collected from Hormoodar village (27°19'14.72"N, 56°19'14.80"E), in the south of Bandar Abbas city during and were transferred to the insectary. The larvae is reared into F1 generation for subsequent tests.

### Adult susceptibility tests and sample size

According to the guideline developed by WHO, diagnostic dose of insecticides was used against female adult of *An. stephensi* mosquitoes. A total of four replicates were used as exposure (20–25 mosquitos per test, totally 100 specimens) for each insecticide and two replicates as control (totally 50 specimens). Insecticide susceptibility of F1 females was tested using a WHO susceptibility test kits procured from the Universiti Sains Malaysia against various insecticide impregnated papers, namely Bendiocarb 0.1%, permethrin 0.75%, lambda-cyhalothrin 0.05 % and deltamethrin 0.05%. The control test mosquitoes were exposed to papers impregnated only with the appropriate carrier oil for pyrethroids and carbamates that was without insecticide. Tests were performed on the F<sub>1</sub> progeny of population, 3–5 days old fed with sugar. The mosquitoes were exposed to different insecticides by 60-minutes exposure time and 24 hours recovery period. A pad of a cotton wool soaked in 10% sugar solution was provided as feeding source of mosquitoes during the recovery period. Tests were carried out in an insectary maintained at (27±2)°C temperature and (75±10)% relative humidity, 14:10 light: dark. Mortality rate for each test was estimated at the end of tests. Results showed resistance to both pyrethroid and carbamate insecticides with mortality rates of (84.31±2.62)%, (89.66±2.34)%, (82.27±5.20)% and (86.10±3.61)% to lambda-cyhalothrin, deltamethrin, permethrin and bendiocarb, respectively. *An. stephensi* showed resistance to both pyrethroid and carbamate insecticide groups that used in this study (lambda-cyhalothrin, deltamethrin, permethrin, and bendiocarb).

### Bioassay tests and sample size

The bioassay tests were carried out for evaluation of residual effect of insecticide by WHO cones. The cones were fitted on different treated surfaces using rubber band. About 20–25 sugar-fed, 3–5 days old female mosquitoes were gently released into each cone at the vertical position. The mosquitoes have been

exposed for 30 minutes to each treated surfaces in five different replicates. The same procedures were carried out for control container. At the end of exposure time, the adults transferred into clean cups with cotton wool pad containing 10% sucrose solution and were kept in the insectary for 24h recovery period, the time for recording the mortality rate. The delayed mortality at 48h and 72h after exposure was also recorded (WHO, 2020). (Figure. 3)



**Figure 3:** Evaluation of (Fludora® Fusion) on different surfaces

## Application method

Minimum safety instructions and protective measures must be observed at all times. The operators will ensure that the insecticide formulation is safely and correctly applied. Standard Operating Procedures (SOPs) as well as WHO manual prepared for field staff working in national vector control programmes, applicable for Phase II trials must be available on site (e.g. safe use of compression sprayers, handling and spraying techniques, protective clothing and visors). The hut walls will be sprayed to attain dosages as per manufacturer's recommendation. The spray men will be carefully supervised during spraying. Products will be applied via Indoor Residual Spraying (IRS) with the maximum application rate amounting to 40 (50) mL spray/m<sup>2</sup>. Only one round of spraying will be done. Calibration of the spray pumps will be done to obtain uniform and good quality spraying for the targeted dose. Protective clothing, goggles, gloves, etc. are provided to all spray men for their general safety.

Sachets and waste water will be disposed of according to WHO guidelines [5].

## Data collection and statistical analysis

Data obtained from different replicates were collected for each surface. The mortality rate under 80% is considered as threshold level. Tests with control mortality rate between 5 and 20%, were corrected using Abbott's formula.

## Calculation of mortality rate

Mortality rate in plaster, mud cement, wood surfaces has been calculated and plot the diagram.

## Application equipment and other materials

One Hudson® Expert compression sprayer fitted with a constant flow valve (CFV), Safety equipment: overalls, boots, helmet, visor, gloves, chemical mask. WHO testing cones (complete kit with cones and aspirators), Consumables including: cotton wool, paper cups, marker pen, masking tape, gloves, glucose, elastic bands, netting material, shoe tacks, tetramin, cerelac, filter papers, pipettes (with rubber teat), distilled water, 30cm by 30cm by 30cm mosquito cages, mouth aspirators, stop watch, weather station (thermometers, hygrometer, etc.), tiny tags/labels, mosquitoes (charged per organism from the insectary), cool boxes and equipment to transport mosquitoes to insectary, cement, white wash, sand, plywood/ceiling board, grass thatch, sheets galvanized iron, mud daub, insecticides, nails.

## Results

**Result of contact bioassay:** The results of bioassay test on different surfaces are illustrated in Figures 4-7. The results of bioassay on plaster showed that mortality rate of *An.stephensi* after 290days is more than the WHO guideline. The results with mud surface is similar to plaster surface. Results on efficacy of pesticide on the wood and cement is 240 days which is less than the plaster and mud.

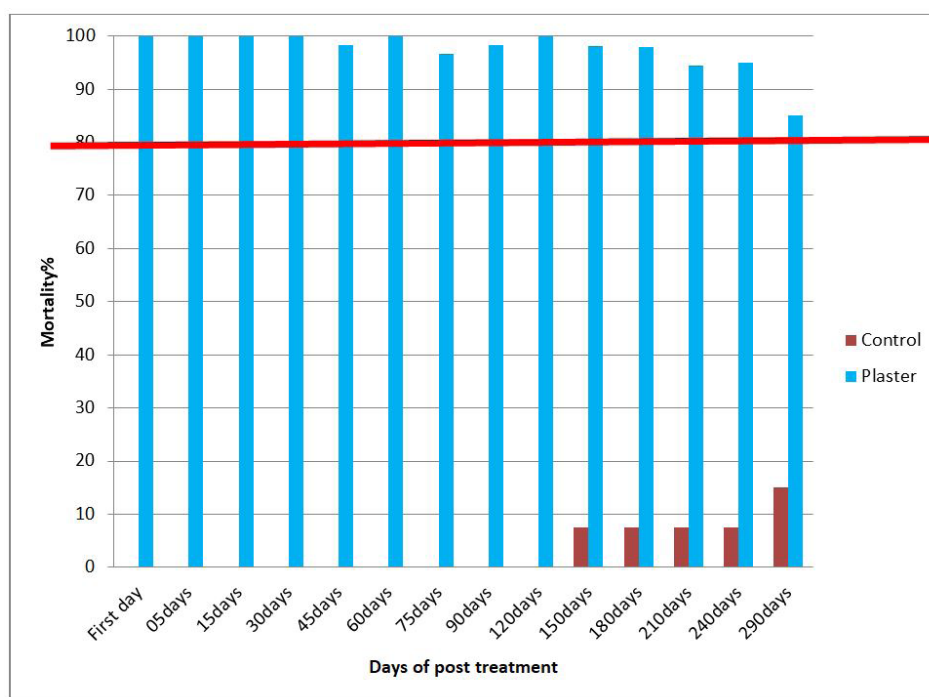
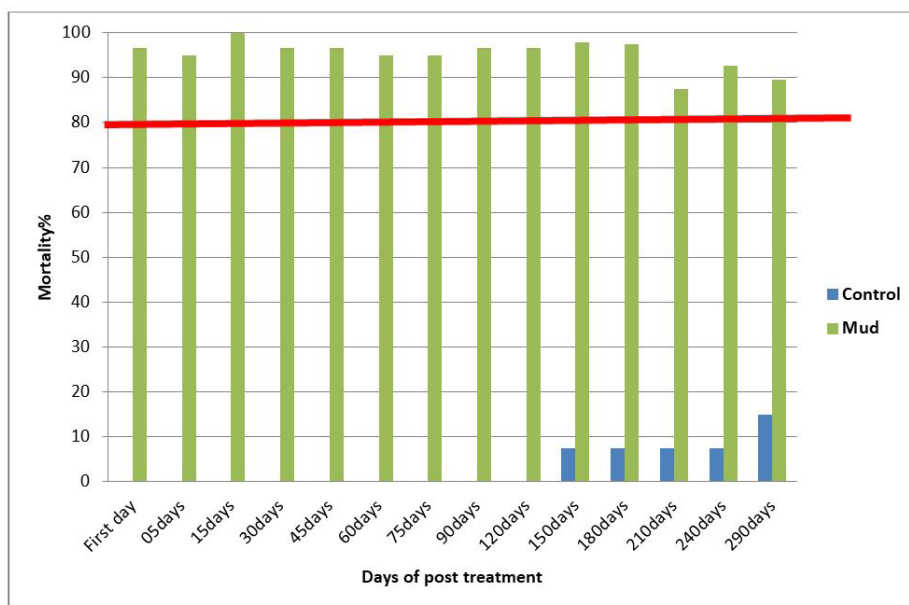
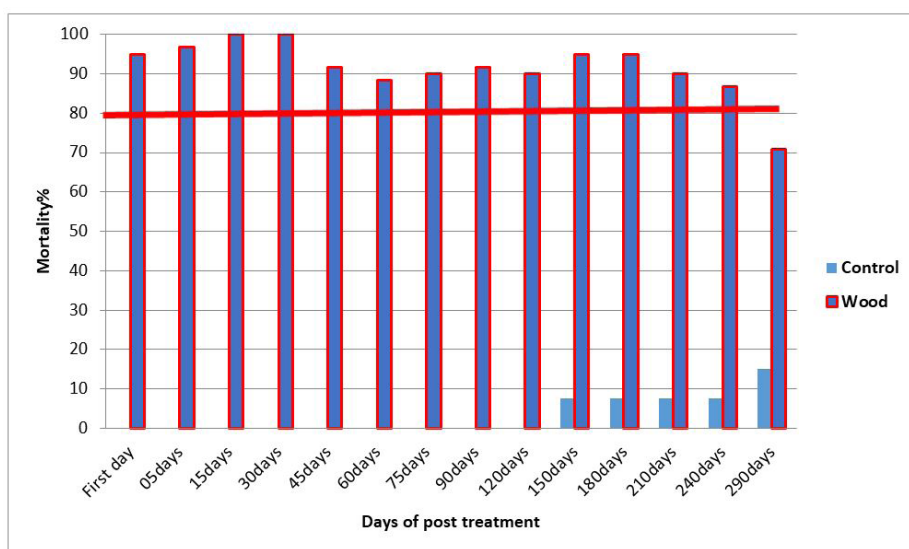


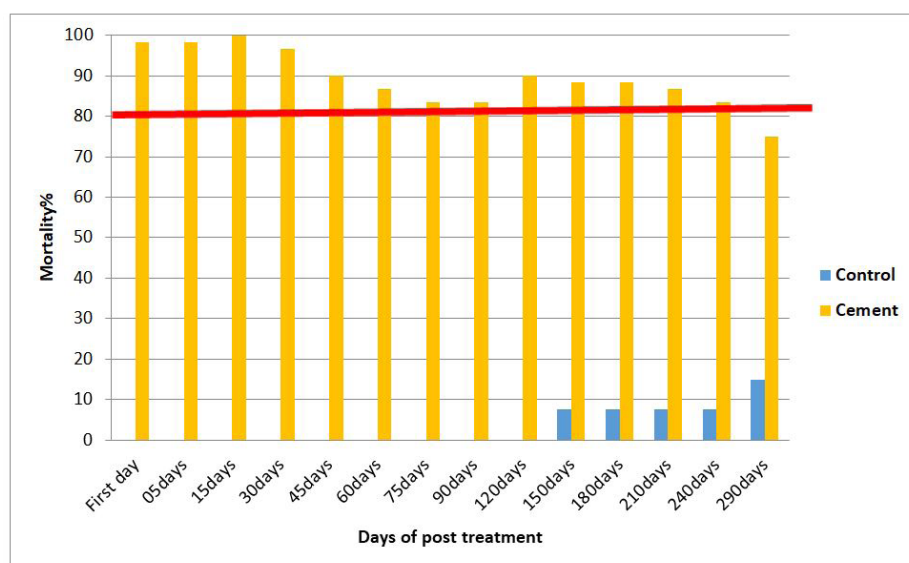
Figure 4: Residual effect of (Fludora® Fusion) on plaster surfaces



**Figure 5:** Residual effect of (Fludora® Fusion) on mud surfaces



**Figure 6:** Residual effect of (Fludora® Fusion) on wood surfaces



**Figure 7:** Residual effect of (Fludora® Fusion) in cement surfaces

Contact bioassay tests were carried out on days 1, 5, 15, 30, 60, 90, 120, 150, 180, 210, 240, 290 days after application. The mortality in all surfaces until 8 months is more than 80%. Mortality rate after 9 months on plaster and mud was more than 80%. The results from cement and wood were less than 80%. The cut-off point of WHO is 80% mortality. Relative humidity and temperature of the test rooms has been recorded during the bioassay experiments.

## Discussion and Conclusion

*An. stephensi* is the main vector responsible for transmission of the pathogen that causes human malaria, i.e. *Plasmodium vivax* and *Plasmodium falciparum*, in the northern plates of Persian Gulf. It is considered being endophagous and endophilic, so it is exposed to the insecticides used in malaria vector control program. Resistance to different insecticide classes such as pyrethroids, organophosphate, organochlorine, carbamates were evaluated using WHO guidelines. Results showed a wide variety of susceptibility/resistance status to these chemicals according to the location, historical context of pesticide used, genetic background of vectors, age and abdominal conditions of adults may play a role in the susceptibility status of these species to different insecticides. Fludora® Fusion has been developed specifically for vector control applications; it is the first product intended for indoor residual spraying campaigns which combines two unrelated modes of action, providing optimum effectiveness under conditions of insecticide resistance. The dual mode of action provides more robust and consistent residual activity compared to either active ingredient applied alone. The presence of a second mode of action helps to slow down the potential development of resistance to clothianidin. Fludora® Fusion and clothianidin WG 70 showed mortality rates over 80% WHO bio-efficacy threshold on cement walls either with susceptible or resistant *An. gambiae* s.s. over a period of 10 and 9 months, respectively. Treatment with Fludora® Fusion and clothianidin WG 70 on the mud walls showed residual effect for 6 months and 5 months respectively against both susceptible and resistant mosquitoes<sup>8</sup>. Clothianidin is a neonicotinoid manufactured into two new IRS formulations that have been evaluated and prequalified by the WHO<sup>9</sup>. Published information on the usage of neonicotinoids across Sub-Saharan Africa is lacking, but preliminary reports from Cameroon, Tanzania and Ivory Coast suggest that hundreds of commercial formulations of neonicotinoids have been registered for use in crop protection<sup>10-13</sup>. A susceptibility survey of 19 pesticides tested against insectary colonies of *Ae. aegypti*, *Cx. quinquefasciatus* and *An. quadrimaculatus* indicated that

chlorfenapyr was most effective against *An. quadrimaculatus* and least against *Cx. quinquefasciatus*<sup>14</sup>. Other toxicity screens have reported that chlorfenapyr can have a lethal effect against field populations of the latter species<sup>15</sup>. Furthermore, multiple phase II trials in Tanzania and Benin have highlighted the effectiveness of chlorfenapyr as an adjunct to pyrethroid-treated nets against *An. arabiensis*, *An. gambiae* sensu stricto (s.s.), and *Cx. quinquefasciatus*<sup>16-20</sup> and as a candidate for IRS in Benin<sup>21-23</sup>. Resistance of *Anopheles gambiae* to the new insecticide clothianidin associated with unrestricted use of agricultural neonicotinoids in Yaoundé, Cameroon has been reported<sup>24</sup>.

There is a long history of using insecticides and resistance to them in malaria vectors of Iran. Earlier studies showed resistance of *An. stephensi* to DDT, dieldrin, malathion, lambda-cyhalothrin and deltamethrin<sup>25</sup>.

Vector control interventions incorporating clothianidin consideration for inclusion in the National Malaria Control Programme resistance management strategy, particularly in areas with high pre-existing or emergent resistance to multiple insecticide classes.

## Acknowledgments

The authors would like to appreciate very much for funding of research by Institute of Environmental Research, Tehran University of Medical Sciences as well as Bayer company.

## Author contribution

All authors were involved

## Competing Interests

The authors declare there is no conflict of interest.

## References

- World Health Organization (2018) WHO recommended insecticides for indoor residual spraying against malaria vectors WHO.
- World Health Organization (2020) Global technical strategy for malaria 2016–2030: 35.
- World Health Organization (2020) List of WHO pre-qualified vector control products. Geneva, Switzerland: World Health Organization.
- Jeschke P, Nauen R, Beck ME (2013) Nicotinic acetylcholine receptor agonists: a milestone for modern crop protection. *Angew. Chem. Int. Ed. Engl.* 52: 9464–85.
- World Health Organization (2010) The technical basis for coordinated action against insecticide resistance: preserving the effectiveness of modern malaria vector control. Geneva, Switzerland: World Health Organization.
- Ngufor C, Fongnikin A, Rowland M, N’Guessan R (2017) Indoor residual spraying with a mixture of clothianidin (a neonicotinoid insecticide) and deltamethrin provides improved control and long residual activity against pyrethroid resistant *Anopheles gambiae* s.l. in Southern Benin. *PLoS One* 12: e0189575.
- World Health Organization (2021) List of WHO Pre-qualified Vector Control Products.
- Fiacre R Agossa, Gil G Padonou, Arsene Jacques Y Fassinou, Esdras M, et al. (2018) Small-scale field evaluation of the efficacy and residual effect of Fludora® Fusion (mixture of clothianidin and deltamethrin) against susceptible and resistant *Anopheles gambiae* populations from Benin, West Africa *Malar J* 17: 484-90.
- World Health Organization (2020) World Malaria report 299.
- Oxborough RM, Seyoum A, Yihdego Y, Dabire R, Gnangue-non V, et al. (2019) Susceptibility testing of *Anopheles malaria* vectors with the neonicotinoid insecticide clothianidin; results from 16 African countries, in preparation for indoor residual spraying with new insecticide formulations. *Malar J* 18.
- Ngamo Tinkeu L (2018) Current situation on the registration and use of neonicotinoids in Cameroon.
- Katambo M (2018) Neonicotinoids and their impact on ecosystem services in Tanzania. Katambo.
- Akpesse A (2018) Neonicotinoids and their impact on ecosystem service for agriculture and biodiversity in Africa.
- Pridgeon JW, Pereira RM, Becnel JJ, Allan SA, Clark GG, et al. (2008) Susceptibility of *Aedes aegypti*, *Culex quinquefasciatus* Say, and *Anopheles quadrimaculatus* Say to 19 pesticides with different modes of action. *J Med Entomol* 45: 82-7.
- Shah RM, Alam M, Ahmad D, Waqas M, Ali Q, et al. (2016) Toxicity of 25 synthetic insecticides to the field population of *Culex quinquefasciatus* Say. *Parasitol Res* 115: 4345-51.
- Mosha FW, Lyimo IN, Oxborough RM, Malima R, Tenu F, et al. (2008) Experimental hut evaluation of the pyrrole insecticide chlorfenapyr on bed nets for the control of *Anopheles arabiensis* and *Culex quinquefasciatus*. *Trop. Med Int Health* 13: 644-52.
- N’Guessan R, Boko P, Odjo A, Knols B, Akogbeto M, et al. (2009) Control of pyrethroid-resistant *Anopheles gambiae* and *Culex quinquefasciatus* mosquitoes with chlorfenapyr in Benin. *Trop. Med. Int. Health.* 14: 389-95.
- Oxborough RM, Kitau J, Matowo J, Feston E, Mndeme R, et al. (2013) ITN mixtures of chlorfenapyr (pyrrole) and alphacypermethrin (pyrethroid) for control of pyrethroid resistant *Anopheles arabiensis* and *Culex quinquefasciatus*. *PLoS ONE* 8: e55781.
- N’Guessan R, Ngufor C, Kudom AA, Boko P, Odjo A, et al. (2014) Mosquito nets treated with a mixture of chlorfenapyr and alphacypermethrin control pyrethroid resistant *Anopheles gambiae* and *Culex quinquefasciatus* mosquitoes in West Africa. *PLoS ONE* 9: e87710.
- N’Guessan R, Boko P, Odjo A, Akogbéto M, Yates A, et al. (2007) Chlorfenapyr: a pyrrole insecticide for the control of pyrethroid or DDT resistant *Anopheles gambiae* (Diptera: Culicidae) mosquitoes. *Acta Trop* 102: 69-78.

21. Oxborough RM, Kitau J, Matowo J, Mndeme R, Feston E, et al. (2010) Evaluation of indoor residual spraying with the pyrrole insecticide chlorfenapyr against pyrethroid-susceptible *Anopheles arabiensis* and pyrethroid-resistant *Culex quinquefasciatus* mosquitoes. *Trans. R. Soc. Trop Med Hyg* 104: 639-45.
22. Hoppé M, Hueter OF, Bywater A, Wege P, Maienfisch P (2016) Evaluation of commercial agrochemicals as new tools for malaria vector control. *Chim. Int J Chem* 70: 721–9.
23. Ngufor C, Critchley J, Fagbohoun J, N'Guessan R, Todjinou D, et al. (2016) Chlorfenapyr (a pyrrole insecticide) applied alone or as a mixture with alpha-cypermethrin for indoor residual spraying against pyrethroid resistant *Anopheles gambiae* s.l.: an experimental hut study in Cote d'Ivoire, Benin. *PLoS ONE* 11: e0162210.
24. Fouet, Ayukarah F. Ashu, Marilene M. Ambadiang, Williams Tchagga, Charles S Wondji, et al. (2020) Resistance of *Anopheles gambiae* to the new insecticide clothianidin associated with unrestricted use of agricultural neonicotinoids in Yaoundé, Cameroon. *bioRxiv*.
25. Abbasi M, Hanafi-Bojd AA, Yaghoobi-Ershadi MR, Vatandoost H, Oshaghi MA, et al. (2019) Resistance status of main malaria vector, *Anopheles stephensi* Liston (Diptera: Culicidae) to insecticides in a malaria Endemic Area, Southern Iran. *Asian Pacific. J Trop Med* 12: 43-8.

**Submit your manuscript to a JScholar journal and benefit from:**

- ✦ Convenient online submission
- ✦ Rigorous peer review
- ✦ Immediate publication on acceptance
- ✦ Open access: articles freely available online
- ✦ High visibility within the field
- ✦ Retaining the copyright to your article

Submit your manuscript at  
<http://www.jscholaronline.org/submit-manuscript.php>